



Profile of Trainees

DHENKANAL DISTRICT

**EDP Trainings
by IED Odisha
2017-18**

Management Information System

Nurturing Innovation & Unleashing Entrepreneurship



PREFACE

Institute of Entrepreneurship Development, Odisha, in collaboration with District Industries Centres, has conducted 197 EDP training programmes of two weeks duration in 30 districts of Odisha. These programmes were allotted to IED by the Directorate of Industries, Odisha to be completed during 2017-18. The profile of each of the trainees, running into more than 6000, was maintained in the Management Information System (MIS) in IED website www.iedodisha.com / www.iedodisha.nic.in. District-wise reports, based on the MIS, have been generated giving the profile of each trainee in the district trained during the year. The profile contains important information such as Aadhaar ID, Place of training, social category, educational qualification etc. It also gives the project identified by the trainees. Some of the districts, where there were relatively lesser number of training programmes, have been clubbed together for generation of profile reports. A graphic presentation of the important characteristics of the trainees has also been given in district(s)-wise Profile Reports.

The Profile Reports, would not only provide valuable information about the prospective entrepreneurs of the district but also give an insight into the potential products that can be promoted in the districts.

C O N T E N T

Graphical Highlights 1 - 4

Training Details & Profile of Trainees 5 -

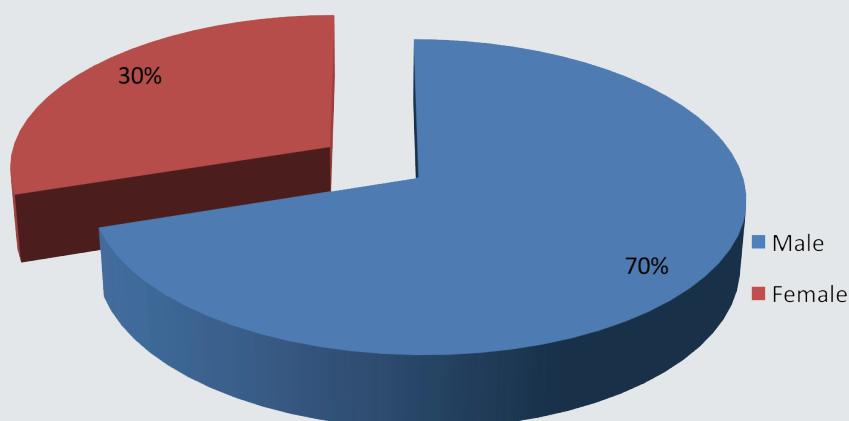
DHENKANAL DISTRICT

Out of 312 EDP trainees in Dhenkanal district, 218 were Male and 94 were Female.

Distribution of EDP Trainees by Gender

Gender	Male	Female	Total
No of Trainees	218	94	312

Percentage distribution of EDP Trainees by Gender

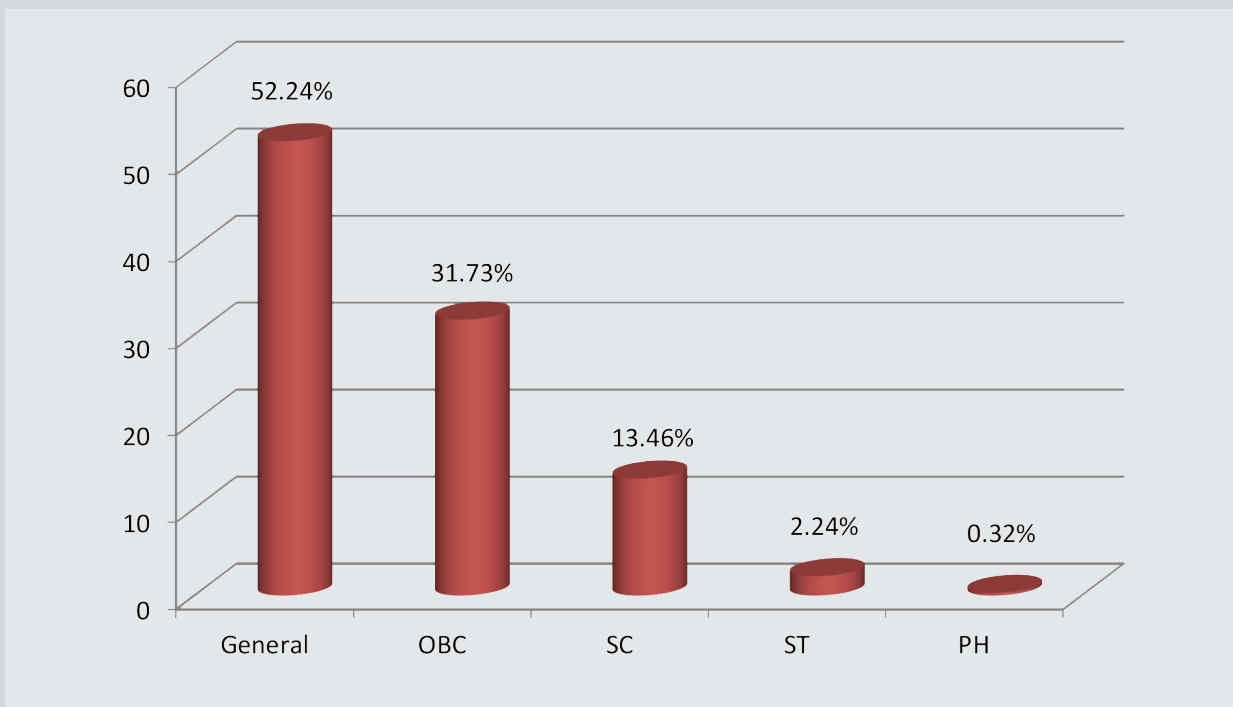


Out of 312 EDP trainees in Dhenkanal district, 163 belonged to General category, 99 belonged to OBC/SEBC, 42 belonged to SC, 7 belonged to ST and 1 belonged to PH category.

Distribution of EDP Trainees by Social Group

Category Name	General	OBC/SEBC	SC	ST	PH	Total
No Trainees	163	99	42	7	1	312

Percentage Distribution of EDP Trainees by Social Group



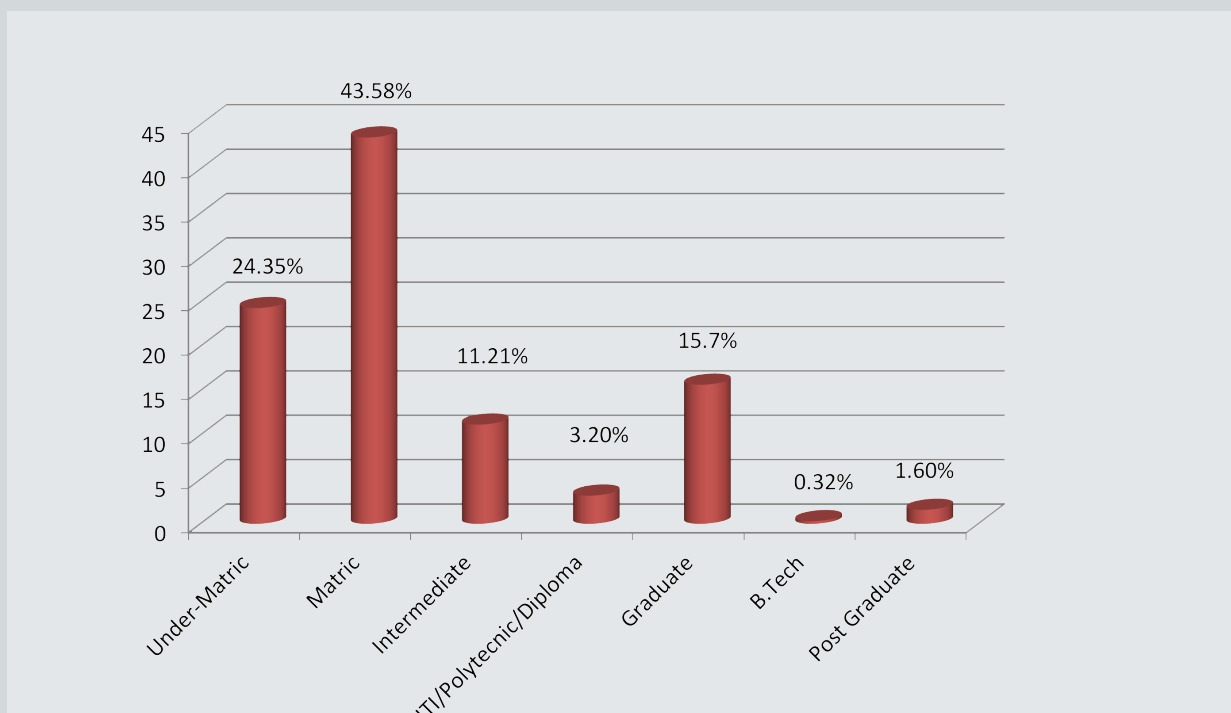
DHENKANAL DISTRICT

Out of 312 EDP trainees in Dhenkanal district, 76 were under- Matric, 136 were Matric, 35 were Intermediates, 10 were from ITI/ Polytechnic, 49 were Graduates, 1 was B.Tech and 5 were Post Graduates.

Distribution of EDP Trainees by Educational Qualification

Qualification	Under-Matric	Matric	Intermediate	ITI/Polytechnic	Graduate	B.Tech	Post Graduate	Total
No of Trainees	76	136	35	10	49	1	5	312

Percentage Distribution of EDP Trainees by Educational Qualification

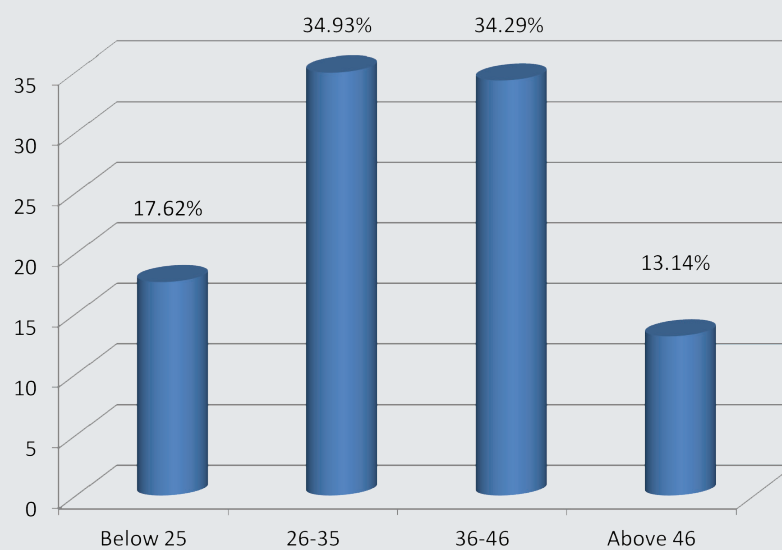



Out of 312 Trainees in Dhenkanal district , 55 were below 25 years of age, 109 were in the age group of 26-35, 107 were in the age group of 36-46 and 41 were above 46 years of age.

Distribution of EDP Trainees by Age Group

Age Category	Below 25	26-35	36-46	Above 46	Total
No of Trainees	55	109	107	41	312

Percentage distribution of EDP Trainees by Age Group





**Institute of Entrepreneurship Development
& Startup Secretariat, Odisha**

123, Sec-A, Zone-A, Mancheswar Industrial Estate,
Bhubaneswar -751010

Tel: +91 674 2585609 / 2587286

Fax : +91 674 2587176

Email: iedodisha87@gmail.com, startup.odisha@gov.in