



# Profile of Trainees

**KENDUJHAR DISTRICT**

**EDP Trainings  
by IED Odisha  
2017-18**

**Management Information System**

**Nurturing Innovation & Unleashing Entrepreneurship**



## PREFACE

Institute of Entrepreneurship Development, Odisha, in collaboration with District Industries Centres, has conducted 197 EDP training programmes of two weeks duration in 30 districts of Odisha. These programmes were allotted to IED by the Directorate of Industries, Odisha to be completed during 2017-18. The profile of each of the trainees, running into more than 6000, was maintained in the Management Information System (MIS) in IED website [www.iedodisha.com](http://www.iedodisha.com) / [www.iedodisha.nic.in](http://www.iedodisha.nic.in). District-wise reports, based on the MIS, have been generated giving the profile of each trainee in the district trained during the year. The profile contains important information such as Aadhaar ID, Place of training, social category, educational qualification etc. It also gives the project identified by the trainees. Some of the districts, where there were relatively lesser number of training programmes, have been clubbed together for generation of profile reports. A graphic presentation of the important characteristics of the trainees has also been given in district(s)-wise Profile Reports.

The Profile Reports, would not only provide valuable information about the prospective entrepreneurs of the district but also give an insight into the potential products that can be promoted in the districts.

# **C O N T E N T**

Graphical Highlights      1 - 4

Training Details & Profile of Trainees      5 -

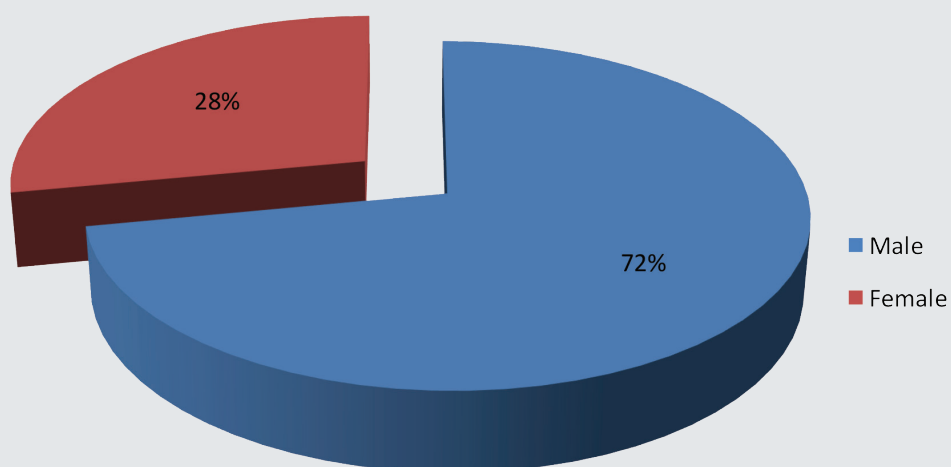
# KENDUJHAR DISTRICT

Out of 155 EDP trainees in Kendujhar district, 112 were Male and 43 were Female.

## ***Distribution of EDP Trainees by Gender***

Gender	Male	Female	Total
No of Trainees	112	43	155

## ***Percentage distribution of EDP Trainees by Gender***

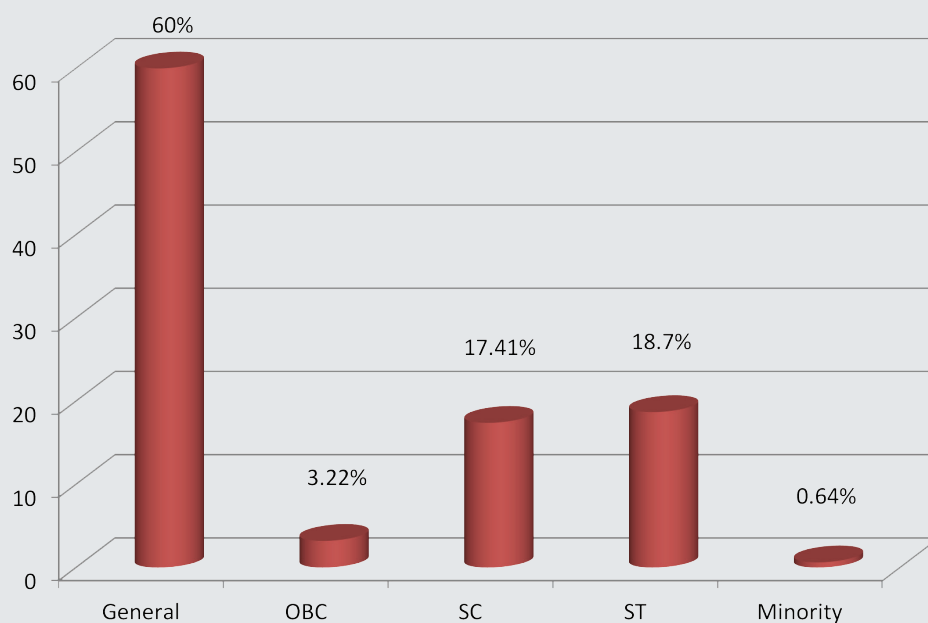


Out of 155 EDP trainees in Kendujhar district, 93 belonged to General category, 5 belonged to OBC/SEBC, 27 belonged to SC, 29 belonged to ST and 1 belonged to Minority category.

### ***Distribution of EDP Trainees by Social Group***

Category Name	General	OBC/SEBC	SC	ST	Minority	Total
No of Trainees	93	5	27	29	1	155

### ***Percentage distribution of EDP Trainees by Social Group***



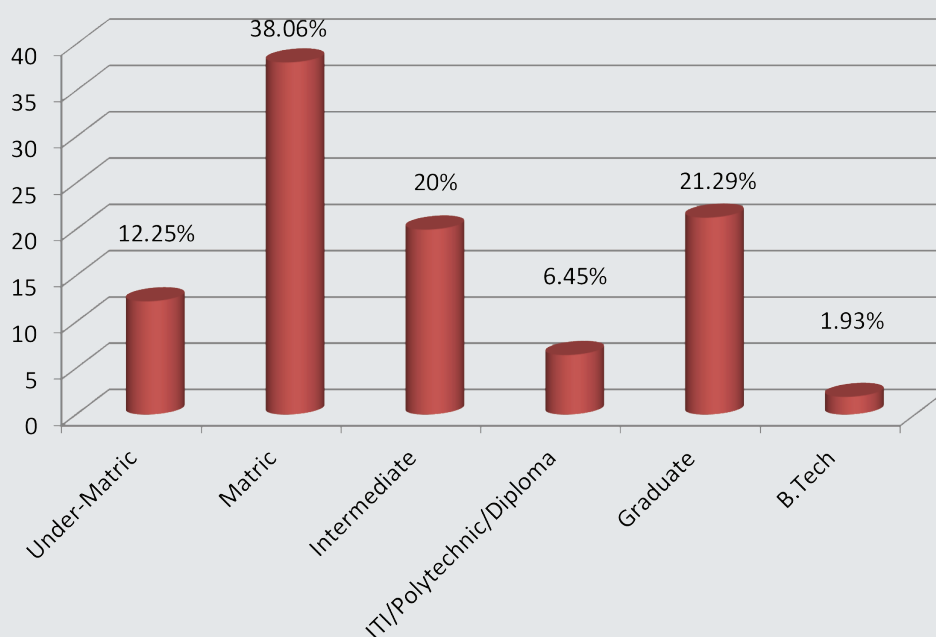
## KENDUJHAR DISTRICT

Out of 155 EDP trainees in Kendujhar district, 19 were under- Matric, 59 were Matric, 31 were Intermediates, 10 were from ITI/Polytechnic, 33 were Graduates and 3 were B.Tech.

### ***Distribution of EDP Trainees by Educational Qualification***

Qualification	Under-Matric	Matric	Intermediate	ITI/Polytechnic	Graduate	B.Tech	Total
No of Trainees	19	59	31	10	33	3	155

### ***Percentage distribution of EDP Trainees by Educational Qualification***

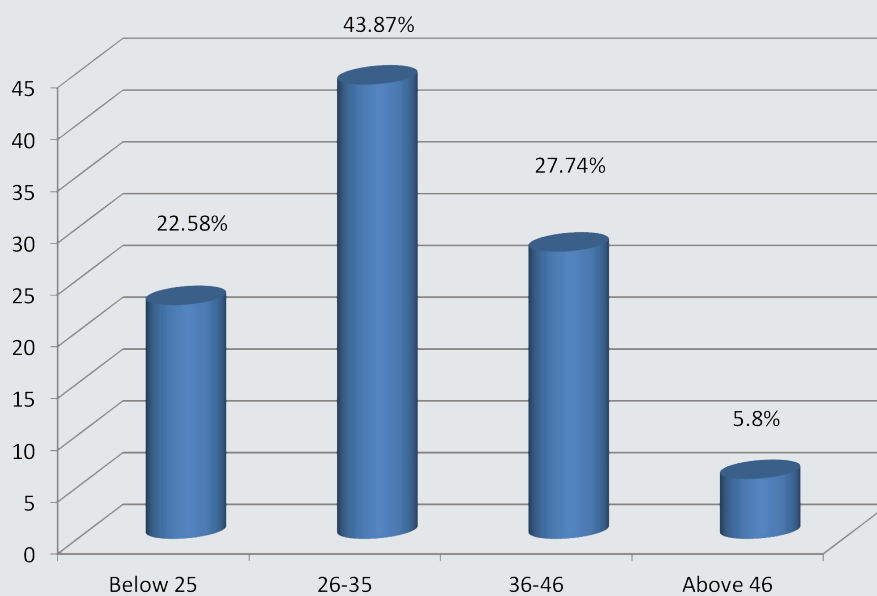


Out of 155 EDP trainees in Kendujhar district, 35 were below 25 years of age, 68 were in the age group of 26-35, 43 were in the age group of 36-46 and 9 were above 46 years of age.

### ***Distribution of EDP Trainees by Age Group***

Age Category	Below 25	26-35	36-46	Above 46	Total
No of Trainees	35	68	43	9	155

### ***Percentage Distribution of EDP Trainees by Age Group***







**Institute of Entrepreneurship Development  
& Startup Secretariat, Odisha**

123, Sec-A, Zone-A, Mancheswar Industrial Estate,  
Bhubaneswar -751010

Tel: +91 674 2585609 / 2587286

Fax : +91 674 2587176

Email: [iedodisha87@gmail.com](mailto:iedodisha87@gmail.com), [startup.odisha@gov.in](mailto:startup.odisha@gov.in)