



Profile of Trainees

RAYAGADA DISTRICT

**EDP Trainings
by IED Odisha
2017-18**

Management Information System

Nurturing Innovation & Unleashing Entrepreneurship



PREFACE

Institute of Entrepreneurship Development, Odisha, in collaboration with District Industries Centres, has conducted 197 EDP training programmes of two weeks duration in 30 districts of Odisha. These programmes were allotted to IED by the Directorate of Industries, Odisha to be completed during 2017-18. The profile of each of the trainees, running into more than 6000, was maintained in the Management Information System (MIS) in IED website www.iedodisha.com / www.iedodisha.nic.in. District-wise reports, based on the MIS, have been generated giving the profile of each trainee in the district trained during the year. The profile contains important information such as Aadhaar ID, Place of training, social category, educational qualification etc. It also gives the project identified by the trainees. Some of the districts, where there were relatively lesser number of training programmes, have been clubbed together for generation of profile reports. A graphic presentation of the important characteristics of the trainees has also been given in district(s)-wise Profile Reports.

The Profile Reports, would not only provide valuable information about the prospective entrepreneurs of the district but also give an insight into the potential products that can be promoted in the districts.

C O N T E N T

Graphical Highlights 1- 4

Training Details & Profile of Trainees 5 -

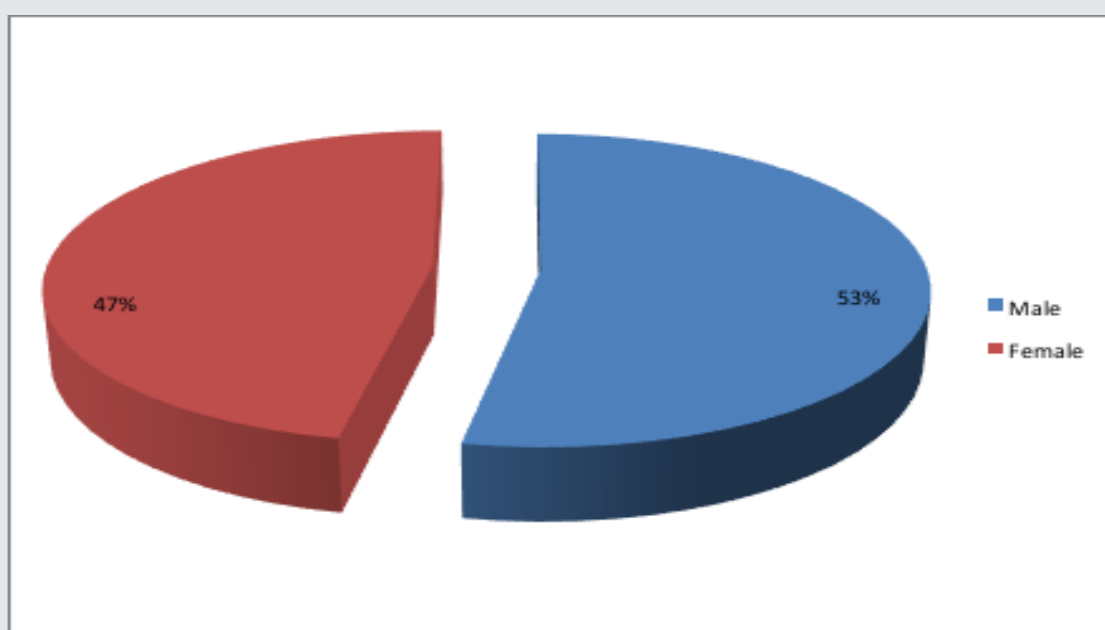
RAYAGADA DISTRICT

Out of 90 EDP trainees in Rayagada district, 48 were Male and 42 were Female.

Distribution of EDP Trainees by Gender

Category	Male	Female	Total
No of Trainees	48	42	90

Percentage distribution of EDP Trainees by Gender

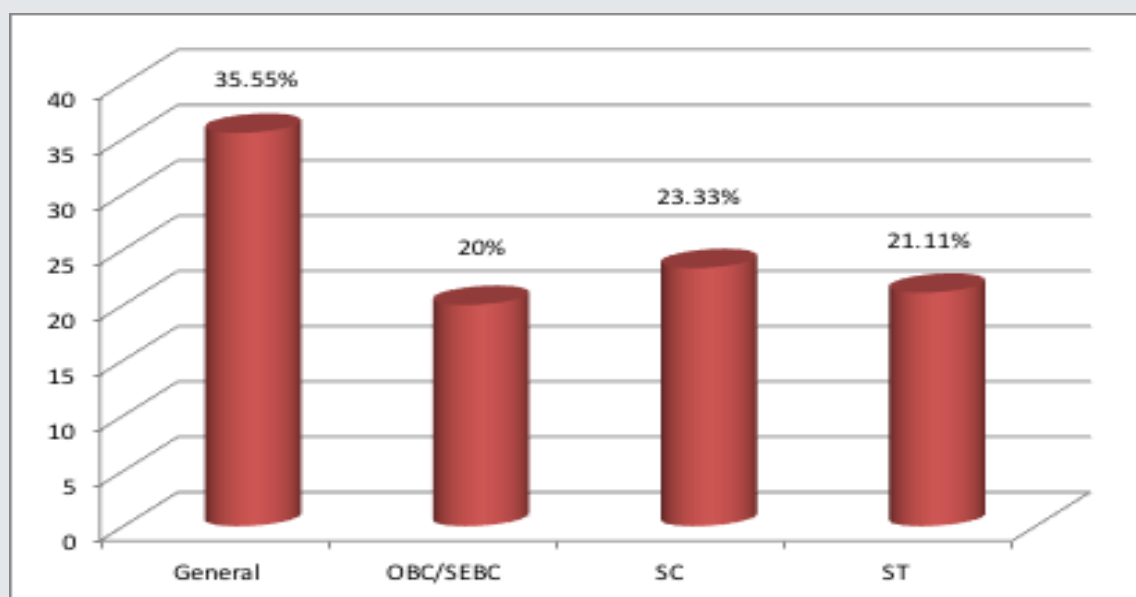


Out of 90 EDP trainees in Rayagada district, 32 belonged to General category, 18 belonged to OBC/SEBC, 21 belonged to SC and 19 belonged to ST category.

Distribution of EDP Trainees by Social Group

Category	General	OBC/SEBC	SC	ST	Total
No of Trainees	32	18	21	19	90

Percentage Distribution of EDP Trainees by Social Group



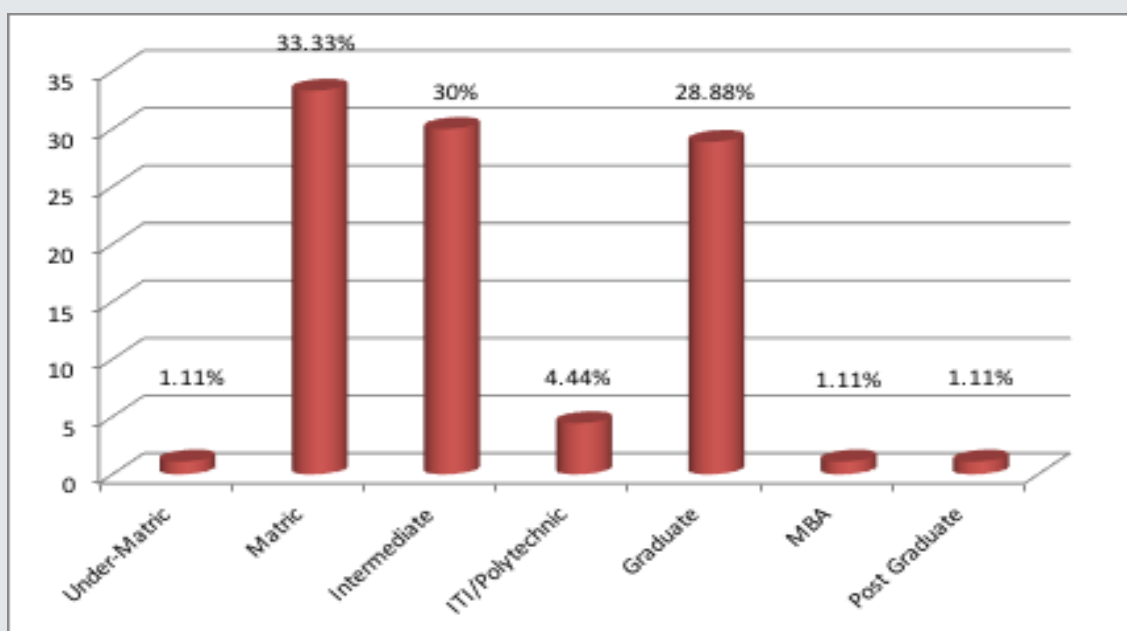
RAYAGADA DISTRICT

Out of 90 EDP trainees in Rayagada district, 1 were under-Matric, 30 were Matric, 27 were Intermediates, 4 were ITI/Polytechnic, 26 were Graduates, 1 was MBA and 1 was Post Graduate.

Distribution of EDP Trainees by Educational Qualification

Qualification	Under-Matric	Matric	Intermediate	ITI/ Polytechnic	Graduate	MBA	PostGraduate	Total
No of Trainees	1	30	27	4	26	1	1	90

Percentage Distribution of EDP Trainees by Educational Qualification

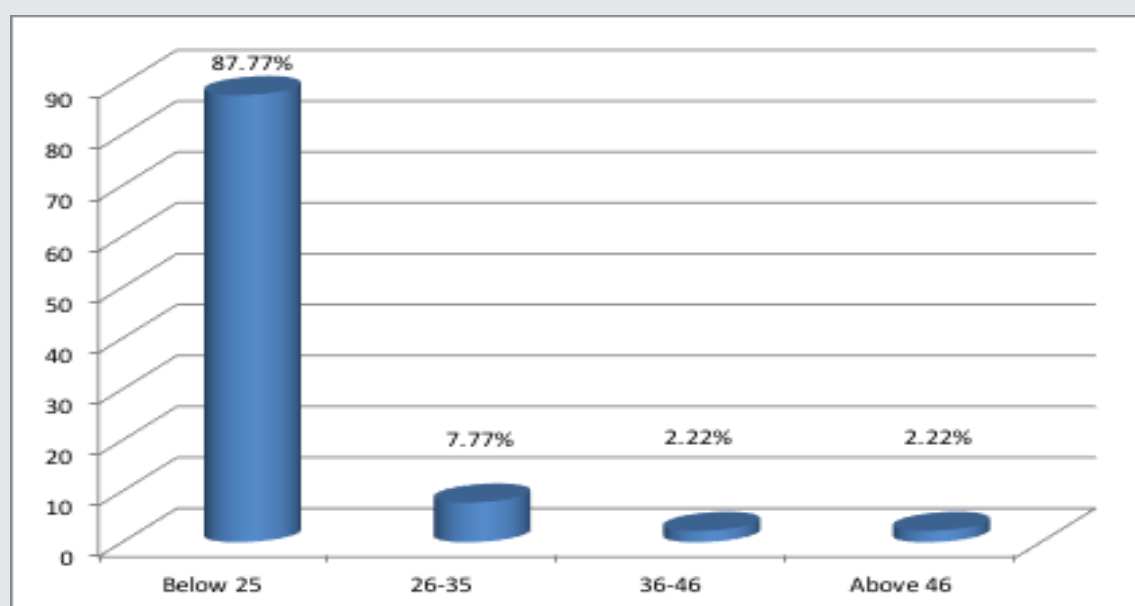



Out of 90 EDP trainees in Rayagada district, 79 were below 25 years of age, 7 were in the age group of 26-35, 2 were in the age group of 36-46 and 2 were Above 46 years of age.

Distribution of EDP Trainees by Age Group

Age Category	Below 25	26-35	36-46	Above 46	Total
No of Trainees	79	7	2	2	90

Percentage distribution of EDP Trainees by Age Group





**Institute of Entrepreneurship Development
& Startup Secretariat, Odisha**

123, Sec-A, Zone-A, Mancheswar Industrial Estate,
Bhubaneswar -751010

Tel: +91 674 2585609 / 2587286

Fax : +91 674 2587176

Email: iedodisha87@gmail.com, startup.odisha@gov.in